

# General

## How to setup default Bible translation for the popup?

You can set defaults through two methods:


### Method 1

1. From panel settings tap on general tab

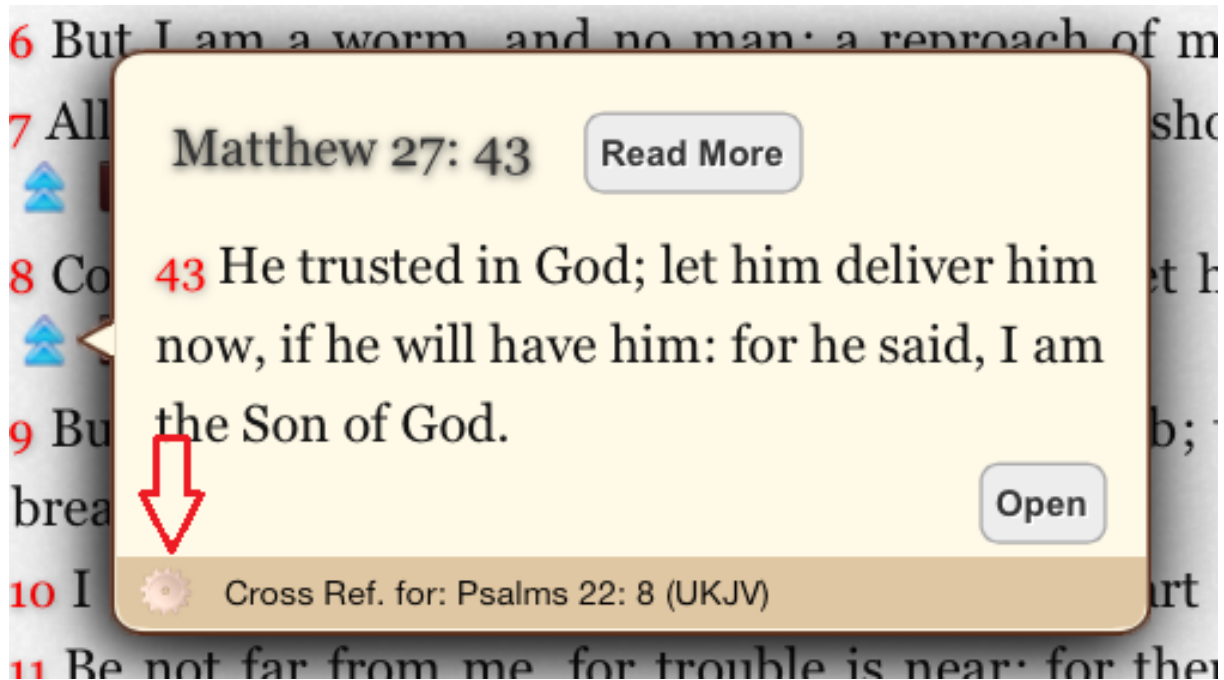


2. At general tab there is a entry called "Set Defaults"
3. Tap on Defaults to change popover bible translation

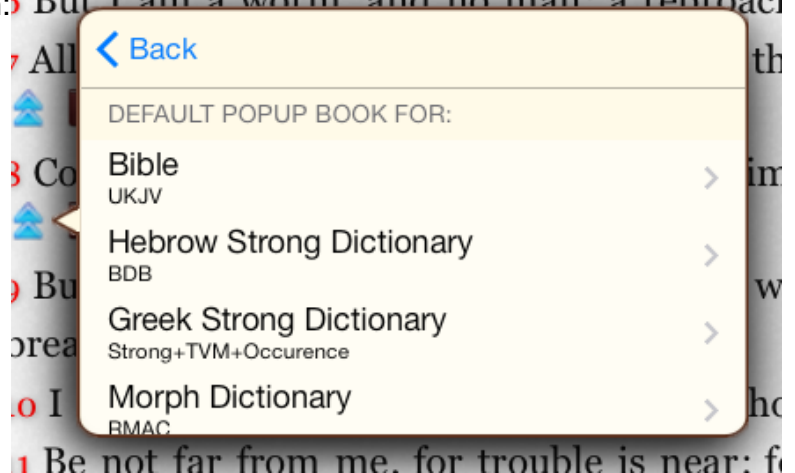
### Method 2

1. Tap on any Cross Ref. icon  or any Bible ref button to open verses popup.
2. Tap the gear icon at the lower left corner.

## General



3. The Popup settings will be shown:



4. To change the default Bible : Tap the Bible Cell and select a new Translations.

Unique solution ID: #1003

Author: iBS FAQ Admin

Last update: 2014-12-28 22:45